



### Monno Jute Stafflers Limited

Islampur, Dharmrai, Dhaka-1350  
BALANCE SHEET

As at September 30, 2017

(Unaudited)

Particulars	Note	(Figure in thousand)	
		30.09.2017 Unaudited	30.06.2017 Audited
<b>ASSETS</b>			
<b>NON-CURRENT ASSETS</b>		13,941	3,889
Property, Plant and Equipment (W.D.V. Value)	2	13,941	3,889
<b>CURRENT ASSETS</b>		74,146	74,129
Inventories	3	29,348	31,975
Trade & other Receivables		26,478	23,320
Advance, Deposits & Pre-payments	4	14,632	13,219
Group Current Account		1,637	1,637
Cash and Cash Equivalents		1,851	3,978
<b>TOTAL ASSETS</b>		<b>88,087</b>	<b>78,018</b>
<b>EQUITY AND LIABILITIES</b>			
<b>SHAREHOLDERS' EQUITY</b>		20,983	20,899
Issued and Paid-up Share Capital		4,000	4,000
Dividend Equilibration Reserve		2,950	2,950
General Reserve		3,794	3,794
Retained Earnings		10,239	10,155
Long Term Liabilities		10,200	
<b>CURRENT LIABILITIES</b>		56,776	57,119
Short Term Borrowings		41,170	41,090
Liabilities for other Finance	5	308	470
Provisions and Others	6	9,122	8,864
Provisions for Income Tax		3,809	5,728
Unclaimed Dividend		367	367
<b>TOTAL LIABILITIES AND SHAREHOLDERS' EQUITY</b>		<b>87,959</b>	<b>78,018</b>
<b>Net Assets Value per share</b>		<b>52.46</b>	<b>52.25</b>



### Monno Jute Stafflers Limited

Islampur, Dharmrai, Dhaka-1350  
PROFIT & LOSS ACCOUNT

for the 1st Quarter ended September 30, 2017

(Unaudited)

Particulars	(Figure in thousand)	
	July to Sep. '17	July to Sep. '16
<b>Net Revenue</b>	16,213	15,269
Cost of Goods Sold	(13,481)	(12,750)
<b>Gross Profit</b>	2,732	2,519
Operating Expenses	(1,807)	(2,217)
Administrative Expenses	(1,292)	(1,501)
Selling and Distribution Expenses	(515)	(716)
<b>Profit from Operations</b>	925	302
Finance cost	(617)	(156)
Other Income		
Net Profit/(Loss) - before contribution to WPPF	308	146
Contribution to WPPF & WWF	(15)	(7)
Net Profit/(Loss) - Before Income Tax	293	139
Income Tax Provision	(81)	(38)
Net Profit after Tax - Trf. to statement of changes in equity	212	101
<b>Basic Earning per share (Par share value Tk.10.00)</b>	<b>0.53</b>	<b>0.25</b>

#### STATEMENT OF CHANGES IN EQUITY

for the 1st Quarter ended September 30, 2017

(Unaudited)

Particulars	(Figure in thousand)	
	Balance, July 01, 2017	Retained Earning Total as on 30/09/2017
Share Capital	4,000	
Dividend Equilibration Reserve	2,950	
General+Capital Reserve+Residual on Surplus	3,794	
Balance, July 01, 2017	10,027	20,771
Net Profit for the period	212	212
At the end of 30.09.17	4,000	20,983
Total number of shares		400
Share holders' equity per share		52.46



### Monno Jute Stafflers Limited

Islampur, Dharmrai, Dhaka-1350  
STATEMENT OF CASH FLOW

for the 1st Quarter ended September 30, 2017

(Unaudited)


Particulars	(Figure in thousand)	
	30-Sep-17	30-Sep-16
<b>Cash Flows from Operating Activities:</b>		46
Cash Receipts from Customers	(1,607)	15,919
Cash Paid to Suppliers, Employees and others	13,055	(15,717)
Interest and AIT Paid	(14,045)	(156)
<b>Cash Flows from Investing Activities</b>	(617)	(156)
Acquisition of Fixed Assets	(10,200)	-
<b>Cash Flows From Financing Activities:</b>		(40)
Liabilities Increase/(Decrease)	9,680	(10)
Dividend Paid	9,680	
Net Increase/(Decrease) in cash & cash equivalents	(2,127)	36
Opening Cash and Cash Equivalents	3,978	4,834
Closing Cash and Cash Equivalents	1,851	4,870
Net operating cash flows per share	Taka (4.02)	0.12

#### STATEMENT OF CHANGES IN EQUITY

for the Period ended September 30, 2016

(audited)

Particulars	(Figure in thousand)	
	Balance, January 01, 16	Total as on 30/09/2016
Share Capital	4,000	
Dividend Equilibration Reserve	2,950	
General+Capital Reserve+Residual on Surplus	3,794	
Balance, January 01, 16	10,027	20,670
Net Profit for the period	212	101
At the end of 30.09.16	4,000	20,771
Total number of shares		400
Share holders' equity per share		51.93




### Monno Jute Stafflers Limited

Islampur, Dharmrai, Dhaka-1350  
BALANCE SHEET

As at September 30, 2017

(Unaudited)

Particulars	Note	(Figure in thousand)	
		30.09.2017 Unaudited	30.06.2017 Audited
<b>ASSETS</b>			
<b>NON-CURRENT ASSETS</b>		13,941	3,889
Property, Plant and Equipment (W.D.V. Value)	2	13,941	3,889
<b>CURRENT ASSETS</b>		74,146	74,129
Inventories	3	29,348	31,975
Trade & other Receivables		26,478	23,320
Advance, Deposits & Pre-payments	4	14,632	13,219
Group Current Account		1,637	1,637
Cash and Cash Equivalents		1,851	3,978
<b>TOTAL ASSETS</b>		<b>88,087</b>	<b>78,018</b>
<b>EQUITY AND LIABILITIES</b>			
<b>SHAREHOLDERS' EQUITY</b>		20,983	20,899
Issued and Paid-up Share Capital		4,000	4,000
Dividend Equilibration Reserve		2,950	2,950
General Reserve		3,794	3,794
Retained Earnings		10,239	10,155
Long Term Liabilities		10,200	
<b>CURRENT LIABILITIES</b>		56,776	57,119
Short Term Borrowings		41,170	41,090
Liabilities for other Finance	5	308	470
Provisions and Others	6	9,122	8,864
Provisions for Income Tax		3,809	5,728
Unclaimed Dividend		367	367
<b>TOTAL LIABILITIES AND SHAREHOLDERS' EQUITY</b>		<b>87,959</b>	<b>78,018</b>
<b>Net Assets Value per share</b>		<b>52.46</b>	<b>52.25</b>




### Monno Jute Stafflers Limited

Islampur, Dharmrai, Dhaka-1350  
BALANCE SHEET

As at September 30, 2017

(Unaudited)

Particulars	Note	(Figure in thousand)	
		30.09.2017 Unaudited	30.06.2017 Audited
<b>ASSETS</b>			
<b>NON-CURRENT ASSETS</b>		13,941	3,889
Property, Plant and Equipment (W.D.V. Value)	2	13,941	3,889
<b>CURRENT ASSETS</b>		74,146	74,129
Inventories	3	29,348	31,975
Trade & other Receivables		26,478	23,320
Advance, Deposits & Pre-payments	4	14,632	13,219
Group Current Account		1,637	1,637
Cash and Cash Equivalents		1,851	3,978
<b>TOTAL ASSETS</b>		<b>88,087</b>	<b>78,018</b>
<b>EQUITY AND LIABILITIES</b>			
<b>SHAREHOLDERS' EQUITY</b>		20,983	20,899
Issued and Paid-up Share Capital		4,000	4,000
Dividend Equilibration Reserve		2,950	2,950
General Reserve		3,794	3,794
Retained Earnings		10,239	10,155
Long Term Liabilities		10,200	
<b>CURRENT LIABILITIES</b>		56,776	57,119
Short Term Borrowings		41,170	41,090
Liabilities for other Finance	5	308	470
Provisions and Others	6	9,122	8,864
Provisions for Income Tax		3,809	5,728
Unclaimed Dividend		367	367
<b>TOTAL LIABILITIES AND SHAREHOLDERS' EQUITY</b>		<b>87,959</b>	<b>78,018</b>
<b>Net Assets Value per share</b>		<b>52.46</b>	<b>52.25</b>




### Monno Jute Stafflers Limited

Islampur, Dharmrai, Dhaka-1350  
BALANCE SHEET

As at September 30, 2017

(Unaudited)

Particulars	Note	(Figure in thousand)	
		30.09.2017 Unaudited	30.06.2017 Audited
<b>ASSETS</b>			
<b>NON-CURRENT ASSETS</b>		13,941	3,889
Property, Plant and Equipment (W.D.V. Value)	2	13,941	3,889
<b>CURRENT ASSETS</b>		74,146	74,129
Inventories	3	29,348	31,975
Trade & other Receivables		26,478	23,320
Advance, Deposits & Pre-payments	4	14,632	13,219
Group Current Account		1,637	1,637
Cash and Cash Equivalents		1,851	3,978
<b>TOTAL ASSETS</b>		<b>88,087</b>	<b>78,018</b>
<b>EQUITY AND LIABILITIES</b>			
<b>SHAREHOLDERS' EQUITY</b>		20,983	20,899
Issued and Paid-up Share Capital		4,000	4,000
Dividend Equilibration Reserve		2,950	2,950
General Reserve		3,794	3,794
Retained Earnings		10,239	10,155
Long Term Liabilities		10,200	
<b>CURRENT LIABILITIES</b>		56,776	57,119
Short Term Borrowings		41,170	41,090
Liabilities for other Finance	5	308	470
Provisions and Others	6	9,122	8,864
Provisions for Income Tax		3,809	5,728
Unclaimed Dividend		367	367
<b>TOTAL LIABILITIES AND SHAREHOLDERS' EQUITY</b>		<b>87,959</b>	<b>78,018</b>
<b>Net Assets Value per share</b>		<b>52.46</b>	<b>52.25</b>




### Monno Jute Stafflers Limited

Islampur, Dharmrai, Dhaka-1350  
BALANCE SHEET

As at September 30, 2017

(Unaudited)

Particulars	Note	(Figure in thousand)	
		30.09.2017 Unaudited	30.06.2017 Audited
<b>ASSETS</b>			
<b>NON-CURRENT ASSETS</b>		13,941	3,889
Property, Plant and Equipment (W.D.V. Value)	2	13,941	3,889
<b>CURRENT ASSETS</b>		74,146	74,129
Inventories	3	29,348	31,975
Trade & other Receivables		26,478	23,320
Advance, Deposits & Pre-payments	4	14,632	13,219
Group Current Account		1,637	1,637
Cash and Cash Equivalents		1,851	3,978
<b>TOTAL ASSETS</b>		<b>88,087</b>	<b>78,018</b>
<b>EQUITY AND LIABILITIES</b>			
<b>SHAREHOLDERS' EQUITY</b>		20,983	20,899
Issued and Paid-up Share Capital		4,000	4,000
Dividend Equilibration Reserve		2,950	2,950
General Reserve		3,794	3,794
Retained Earnings		10,239	10,155
Long Term Liabilities		10,200	
<b>CURRENT LIABILITIES</b>		56,776	57,119
Short Term Borrowings		41,170	41,090
Liabilities for other Finance	5	308	470
Provisions and Others	6	9,122	8,864
Provisions for Income Tax		3,809	5,728
Unclaimed Dividend		367	367
<b>TOTAL LIABILITIES AND SHAREHOLDERS' EQUITY</b>		<b>87,959</b>	<b>78,018</b>
<b>Net Assets Value per share</b>		<b>52.46</b>	<b>52.25</b>




### Monno Jute Stafflers Limited

Islampur, Dharmrai, Dhaka-1350  
BALANCE SHEET

As at September 30, 2017

(Unaudited)

Particulars	Note	(Figure in thousand)	
		30.09.2017 Unaudited	30.06.2017 Audited
<b>ASSETS</b>			
<b>NON-CURRENT ASSETS</b>		13,941	3,889
Property, Plant and Equipment (W.D.V. Value)	2	13,941	3,889
<b>CURRENT ASSETS</b>		74,146	74,129
Inventories	3	29,348	31,975
Trade & other Receivables		26,478	23,320
Advance, Deposits & Pre-payments	4	14,632	13,219
Group Current Account		1,637	1,637
Cash and Cash Equivalents		1,851	3,978
<b>TOTAL ASSETS</b>		<b>88,087</b>	<b>78,018</b>
<b>EQUITY AND LIABILITIES</b>			
<b>SHAREHOLDERS' EQUITY</b>		20,983	20,899
Issued and Paid-up Share Capital		4,000	4,000
Dividend Equilibration Reserve		2,950	2,950
General Reserve		3,794	3,794
Retained Earnings		10,239	10,155
Long Term Liabilities		10,200	
<b>CURRENT LIABILITIES</b>		56,776	57,119
Short Term Borrowings		41,170	41,090
Liabilities for other Finance	5	308	470
Provisions and Others	6	9,122	8,864
Provisions for Income Tax		3,809	5,728
Unclaimed Dividend		367	367
<b>TOTAL LIABILITIES AND SHAREHOLDERS' EQUITY</b>		<b>87,959</b>	<b>78,018</b>
<b>Net Assets Value per share</b>		<b>52.46</b>	<b>52.25</b>



### Monno Jute Stafflers Limited

Islampur, Dharmrai,